



# HEALTHCARE LIGHTING

## DESIGN GUIDE

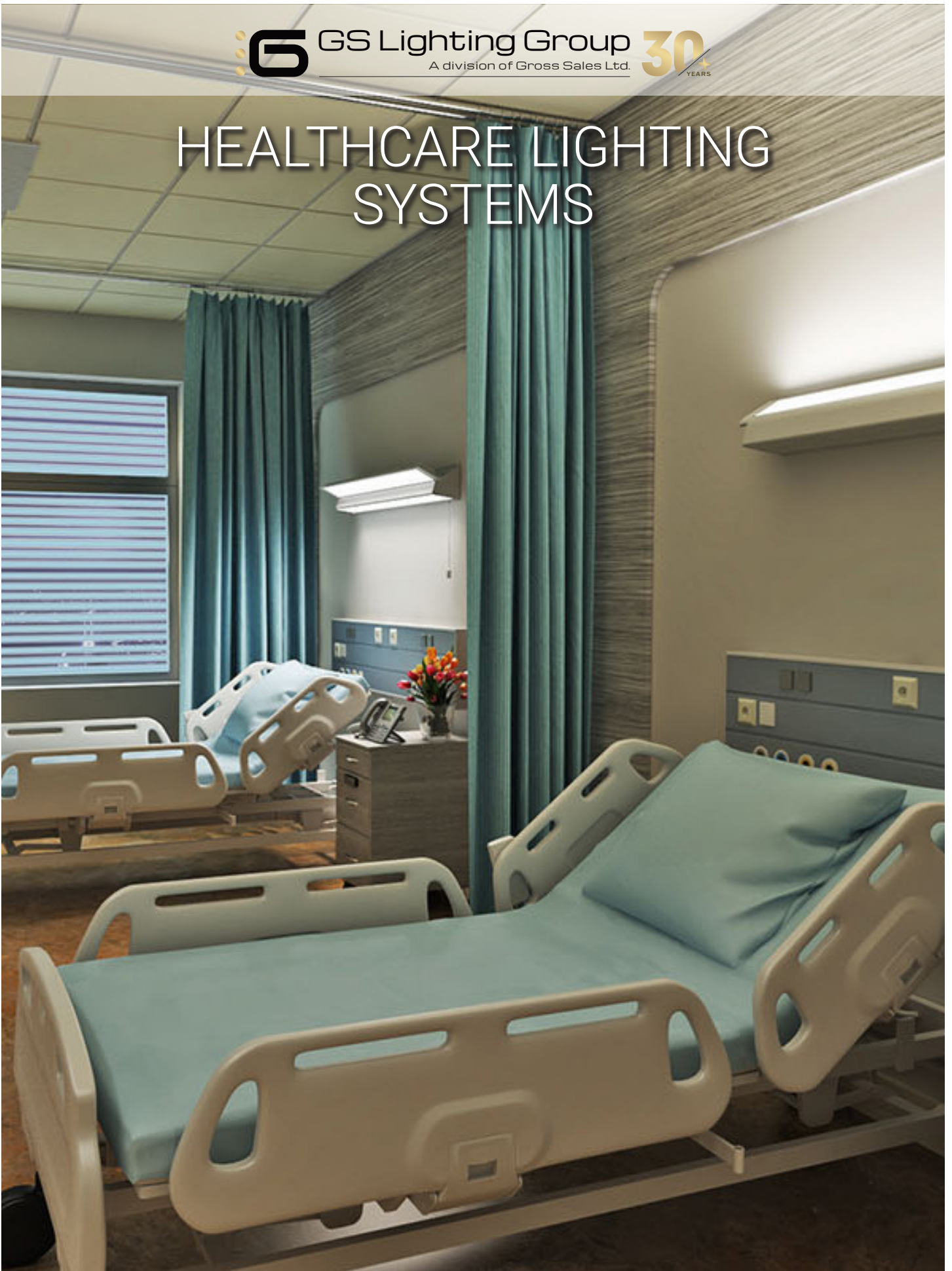
- Hospital/LTC General Lighting
- Patient Room Lighting
- Specialty Healthcare Lighting
- Healthcare Lighting Controls
- Exterior | Post top, Flood, Wall Packs, landscape
- Emergency lighting and control systems



GS Lighting Group  
A division of Gross Sales Ltd.

30  
YEARS

# HEALTHCARE LIGHTING SYSTEMS





## AREAS OF INTEREST

### PATIENT ROOMS



### WASHROOMS



### CORRIDORS



### MRI SUITES



### SPECIALIZED ROOMS



### OFFICES



### PUBLIC SPACES



### EXTERIOR



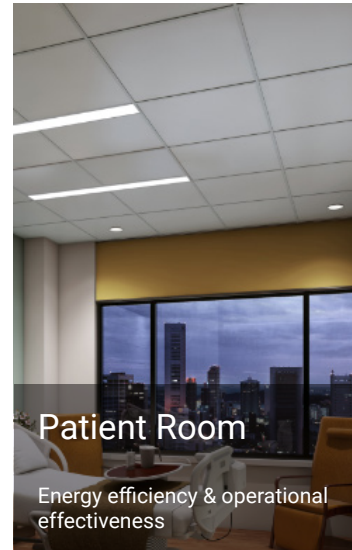




## lifeshield


Lighting for Complex Spaces

- Built with purpose
- Designed to protect
- Engineered to perform
- Complex Environments



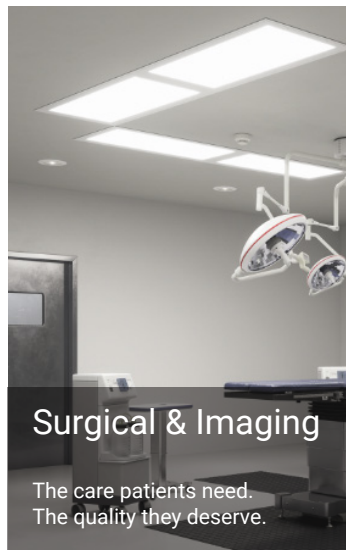
Patient Room

Energy efficiency & operational effectiveness



Behavioral Spaces

Visual comfort for learning & safety.



Surgical & Imaging

The care patients need.  
The quality they deserve.



Vandal

Challenge accepted.  
Solutions Delivered.



Cleanroom

Somliicity, efficiency and increased yields.





## PATIENT BED LIGHTS



### REMEDI™

Multi-function LED Patient Bed Light |  
Ambient | Reading | Exam




- Addresses the ambient, reading task and examination requirements for the patient bed environment
- Unique, open design reduces the visual impact and overall cross-sectional size while providing the necessary durability
- Four distinct optical compartments eliminate the need to physically manipulate any portion of the luminaire – a time saver for the medical staff and safer for the patient
- Illuminance of 100+ foot-candles on the bed surface with a 5:1 max/min

- Optional full-length, indirect night light with either amber or white LED light source
- Standard antimicrobial finish inhibits the growth of microbes
- Available in 3000K, 3500K and 4000K CCTs

### EVEXIA™

Patient Bed Light



- Provides ambient and reading illumination for the patient bed environment
- Clean form reduces visual impact and simplifies routine cleaning
- Durable die cast and extruded aluminum housing
- Standard antimicrobial finish inhibits growth of microbes
- Optional tunable white light for ambient illumination
- Available in 3000K, 3500K and 4000K CCTs

### MediMode™

Recessed 2x4 LED Patient Room Ambient  
| Reading | Exam



- Designed for the varied illumination requirements at the patient bed
- Provides a low-glare, indirect solution for ambient and reading task illumination
- Dedicated compartment delivers illuminance of 100+ foot-candles for the critical examination functions
- Optional full lensed door simplifies cleaning, protects patient from contamination and meets IP65 and UL Sanitation requirements

- Removable service trays for key components simplifies maintenance activities
- Available with integrated low voltage controller to allow control from a patient pillow switch
- Available in both 2x4 and 2x2 models with standard antimicrobial finish that inhibits the growth of microbes
- Available in 3000K, 3500K and 4000K CCTs

### NiteWay™

Patient Room LED Night Light




- Optical design limits glare while delivering even illumination on the floor plane
- The smooth form facilitates simple cleaning while the polycarbonate lens and die cast aluminum faceplate provides durability
- Low profile design is available in either a vertical or horizontal orientation
- Standard antimicrobial finish inhibits the growth of microbes on painted surfaces
- Wet location listed
- No exposed fasteners
- Available in 3000K CCTs and amber (590nm)

## PATIENT BED LIGHTS



### LiteFrame NSF2


Commercial LED Downlight - NSF2 Splash Zone Rating



- Remote phosphor technology delivers color consistency from fixture to fixture while providing energy savings and lower maintenance costs
- Designed for optimal life and lumen maintenance
- Wide selection of reflector finishes; clear Alzak reflector has anti-microbial finish
- Approved for NSF2 Splash Zone applications
- 0-10V dimming is standard
- Available with 3000K, 3500K and 4000K CCTs and 80 CRI

### LTRX


Recessed 2x4 LED Patient Room Light: Ambient/Exam



- Designed specifically to provide comfortable ambient and high-level examination illumination
- Standard with 90 CRI with R9>50 for excellent color rendering
- Enclosed lens protects patients against contaminants and simplifies cleaning
- Lens gasket option and wet location listing available
- Available in both 2x4 and 2x2 models with standard antimicrobial finish that inhibits the growth of microbes on painted surfaces
- Available in 3000K, 3500K and 4000K CCTs

### LiteFrame IP65

Commercial LED Downlight - IP65 option



- Remote phosphor technology delivers color consistency from fixture to fixture while providing energy savings and lower maintenance costs
- Designed for optimal life and lumen maintenance
- Wide selection of reflector finishes; clear Alzak reflector has anti-microbial finish
- IP65 trim option provides protection from dust and moisture intrusion
- 0-10V dimming is standard
- Available with 3000K, 3500K and 4000K CCTs and 80 CRI

### LiteFrame IP65

Commercial LED Downlight - IP65 option



- LED backlit, sand-blasted panels along the edges of the mirror provide even illumination and excellent facial rendering
- Locking feature secures mirror to housing
- The housing comes with a standard antimicrobial paint finish.
- Available in three sizes (18"x40", 24"x40" and 36"x40") and two light outputs
- All models are ADA compliant



**PRODUCT OVERVIEW**

The Obsidian Message Sign provides a reliable method to highlight critical messaging. The high contrast face panel clearly communicates the message in visible red or green letters when the sign is energized. In the Off condition, the face becomes black without any message bleed through - eliminating any confusion. A variety of standard message panels are available with custom messages available upon request.



OBN-KIT DIFF SW8



OBN-KIT DIFF SW4



OBN-KIT DIFF SW6



OBN-KIT DIFF SW23



OBN-KIT DIFF SW26



OBN-KIT DIFF SW19



OBN-KIT DIFF SW20



OBN-KIT DIFF SW21



OBN-KIT DIFF SW28



OBN-KIT DIFF SW17



OBN-KIT DIFF SW16



OBN-KIT DIFF SW18

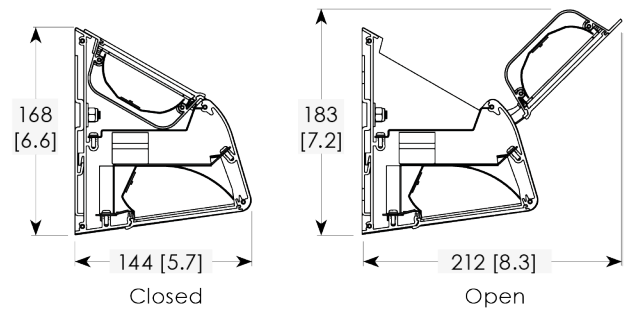
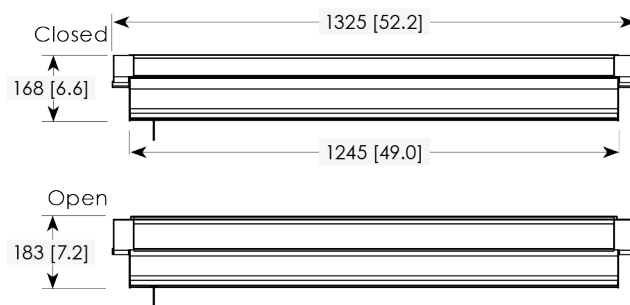





## FLEXI BLD



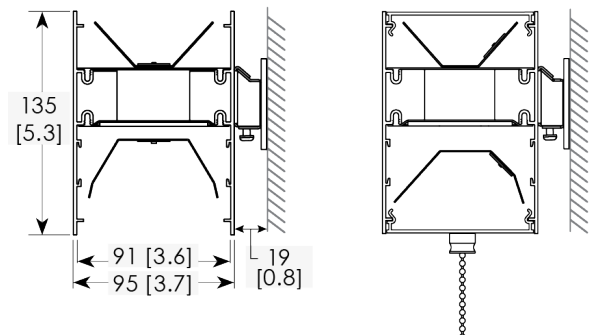
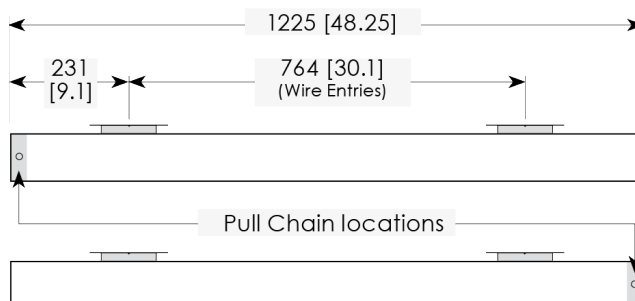
- Four modes of operation: ambient, reading, reading & ambient, and exam
- Available switch options: pull chain, safety, remote
- Optional chart light is available
- Antimicrobial finish



## RM4DI BED LIGHT



- Two Pull Chain options are available to control reading and ambient lighting
- Antimicrobial finish
- Internal drivers




**Exam Lighting** – During medical examinations, lighting requirements demand an average of 100 fc on the bed. Metalumen's bed lights with full light output are designed to meet this requirement to ensure Medical practitioners can accurately evaluate the patient.

**Optical Systems** – Metalumen's Bed Light luminaires are offered with direct and indirect lenses to help reduce dust and particles of filth on the luminaire to help facility cleaning process.

**Luminaire Finish** – Cleaning in the health care industry is a process to remove microorganisms, and particles of filth. Metalumen's luminaires are offered with Anti-Microbial powder coat finish for the luminaires to help with the disinfection process.

**Controls/Switching** – Luminaires come standard with 0-10v 1% dimming drivers to optimize their output for ambient or reading. Luminaires are offered with 2 or 4 position pull chain to control with luminaire direct or indirect light. Consult the factory for other luminaire controls for the Bed Lights.

**Colour Rendering** – In health care environments it is important to provide accurate medical diagnoses. To prevent the incorrect diagnoses of cyanosis; when oxygen levels in the blood are dangerously depleted and is indicated by blueish or discoloured skin. Metalumen's Bed lights are offered with 3 step McAdam Eclipse 90 CRI LEDs with high R9 to achieve COI (Cyanosis Observation Index) compliance of less than 3.3. Consult factory for Circadian Rhythm stimulant Lighting.



Exam (Open)

Reading

Ambient

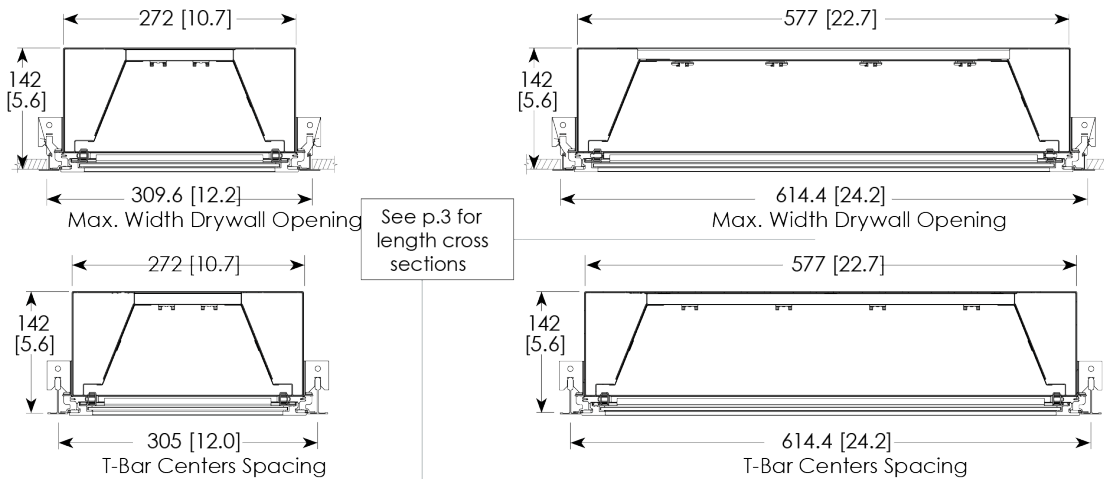

Reading & Ambient



## SECURESEAL HC04 LED. RECESSED



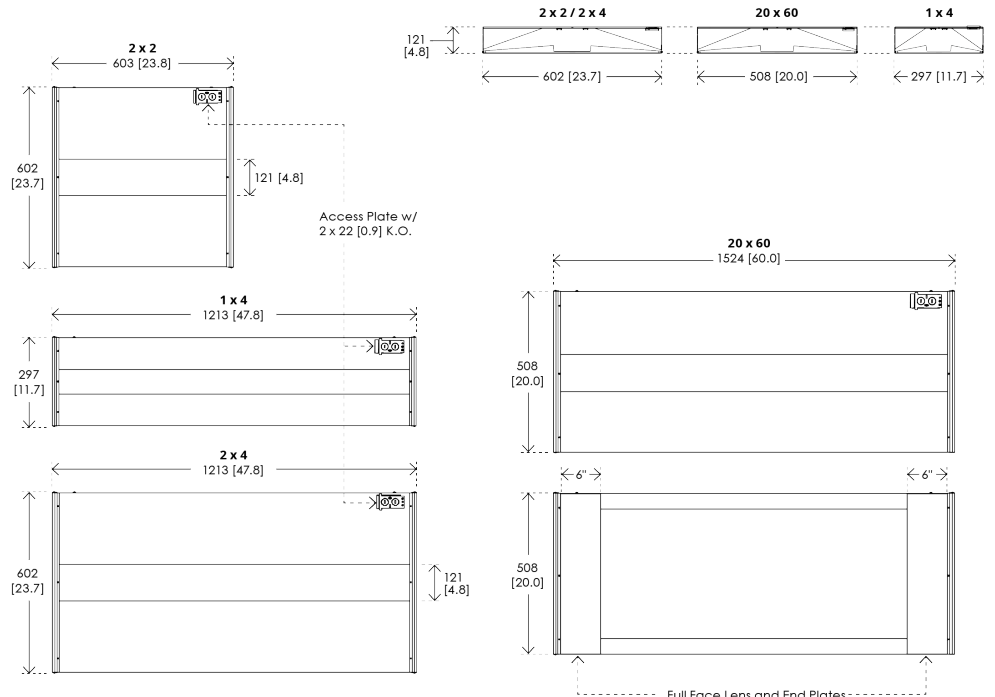
- The SecureSeal Ceiling Light offers a quality recessed troffer for sterile environments including operating and diagnostics, treatment rooms and laboratories. Available in 1x2, 1x4, 2x2 and 2x4 sizes for T-bar or plaster ceilings.
- 3000, 3500 & 4000K



## CARLISLE TC5 LED. RECESSED. DIRECT

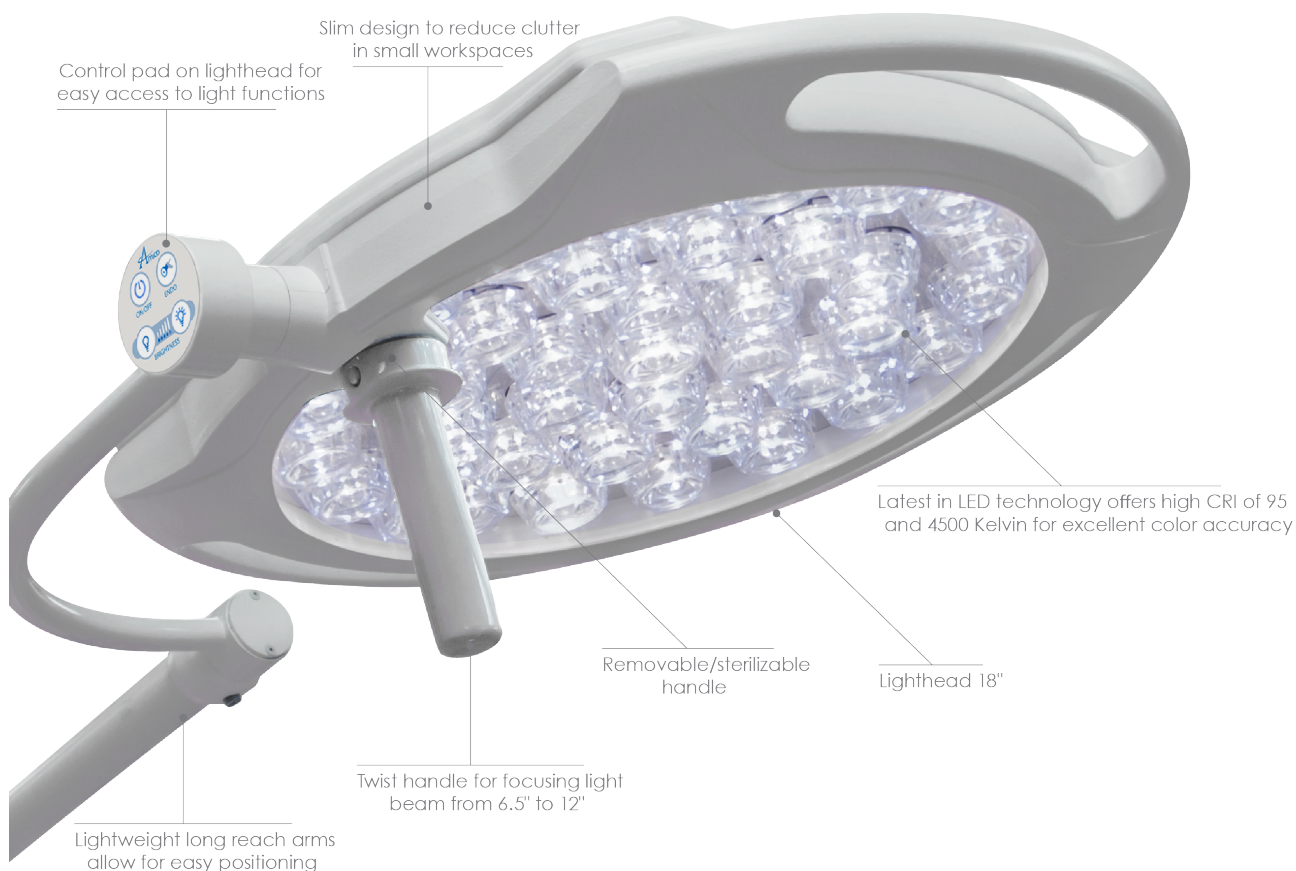


- Up to 139 LPW
- Excellent lumen packages ranging from 2600 to 8200 lumens
- One-piece, easily removable lens for quick maintenance and room
- side access to driver



## MIRA SERIES LED LIGHTS

Amico







*A*mico

**SKYLINE SERIES**  
Over bed LED light



Inspired by the aerodynamic shape of an airplane wing, the Amico Skyline Series Overbed LED Light offers a sleek and elegant design that meets the needs of both the patient and caregiver. When placed on the headwall above the patient bed, the Skyline overbed light delivers high level illumination and light distribution to allow caregivers to perform thorough examinations with ease while additional reading and ambient functions improve patient comfort and well-being.


**MULTIPLE DIRECTIONAL LIGHT CONFIGURATIONS**



Reading Light



Ambient Light



Examination Light



Night Light

## SLIMLINE SERIES

Over bed LED light




The Amico Slimline Series Overbed LED Light offers a minimalist design that meets the needs of both the patient and caregiver. Incorporating the latest LED edge-lit technology the Slimline overbed light is designed to provide high level illumination and light distribution while meeting the aesthetic requirements of the patient room. With infection control in mind, this fixture is designed with seam-free surfaces and clean edges.

## MULTIPLE DIRECTIONAL LIGHT CONFIGURATIONS



Reading Light



Ambient Light



Examination Light



Night Light



**SOLAR SERIES**  
Eclipse 2 x 4 LED Light



We designed the Solar Eclipse 2 x 4 LED Light to provide you with all of the functions a patient room requires conveniently in one fixture. This modern multifunction patient room fixture offers Reading, Ambient, and Exam functions as well as an optional Night Light, to provide the patient an optimal healing environment while maximizing clinical efficiencies with proper lumen output and glare-free lighting.

**OTHER CONFIGURATIONS**



Multifunction




Ambient / Exam



Exam

## SOLAR SERIES

### Multifunction 2 x 4 LED Light



The Solar Series Multifunction 2 x 4 LED Light offers a traditional patient room lighting design in this multi-compartment ceiling fixture. The standard functions include Reading, Ambient, and Exam lighting with the option to add a Chart and Night light. A basket section provides general ambient lighting while the parabolic louvered lens provides direct and controlled exam lighting to support caregivers. Glare free lenses and reflectors cover all of the lighting functions and ensure patient comfort while maximizing clinical efficiencies.

## MULTIPLE DIRECTIONAL LIGHT CONFIGURATIONS



Multifunction



Indirect Ambient

## SOLAR SERIES

### Duo Med LED Light



Create an environment that nurtures healing while maximizing clinical workflow efficiencies. The asymmetrical design of the Duo Med LED Multifunction Light makes it the ideal solution for areas where light can be obstructed by equipment such as booms, allowing for maximum light output onto the patient bed. The modern design provides visual comfort for patients and enables the clinician to perform their tasks with the highest degree of efficiency.

## OTHER CONFIGURATIONS



Reading (optional)



Exam / Ambient



## LUNAR LED NIGHT LIGHT



Blue



Amber



White 2700K



White 3000K



White 3500K

The Lunar LED Night Lights bring a soft, low level of illumination to the hospital room. This Night Light allows the clinical staff and patients to navigate safely through dark rooms. The unique faceplate has minimal protrusion from the wall and provides even light distribution. For ultimate convenience, the Lunar Night Light is available with optional photocell technology.

## LOUVERED LED NIGHT LIGHT


Amico's Louvered LED Night Light provides subtle lighting that is perfect for any healthcare environment.

Its energy-efficient LED lasts for 50,000 hours. The Louvered Series Night Lights are available in 2700K, 3000K, and 3500K soft white, amber, and blue colors.



## SOLAR SERIES

### Surgical Luminaire LED Light



The Solar Series Surgical Luminaire LED Light is designed to be used as perimeter lighting in the Operating Room. These specialized luminaires provide supplementary illumination that allows clinicians to perform their tasks with a great deal of precision and accuracy. The Solar Surgical Luminaire offers high-level illumination and a color rendering index of 80 to 90+ to meet all the demands required in a surgical suite. The Symmetrical / Asymmetrical lens used is designed to reduce shadowing and glare. Optional Green LEDs can be used to optimize visibility by reducing glare and reflection on the monitor and minimizing eye strain for surgeons during long procedures.

## OTHER CONFIGURATIONS




1 x 4



2 x 2



2 x 4



Optional Green LED

## SOLAR SERIES CLEANROOM


Cleanroom 2 x 4 LED Light




The Solar Series Cleanroom LED Light (CLS) by Amico is a recessed IC-rated IP65 luminaire suitable for ISO Class 3 grid or flanged cleanroom applications. This wet location luminaire features an inset or overlapping door with a triple gasket for a reliable seal. Available with NSF/ANSI 2 for Food Zone, Splash Zone and Non-Food Zone Applications.

The Solar Series Cleanroom fixtures are available in 2 x 4, 2 x 2, and 1 x 4 models.

## OTHER CONFIGURATIONS



1 x 4



2 x 2



2 x 4






### MIRA 50, 65 & 90 LED LIGHT

The Mira Series LED Light offers the latest advancements in mirror surgery, procedure and examination lighting. Its 36 precisely positioned LEDs provide superior shadow control, depth of field, and light intensity to provide caregivers with advanced visual acuity. Clinicians can easily customize light intensity with five levels of dimming and an endo mode conveniently located on the light head for easy access. The Mira's removable handle is ergonomically positioned off to the side to maximize the light field and can be rotated to electronically focus the light beam to a concentrated 6" for more targeted surgical procedures. Our Mira Series LED Exam lights come in 50,000, 65,000 and 90,000 Lux options and offer a CRI of 95+ for advanced color accuracy.

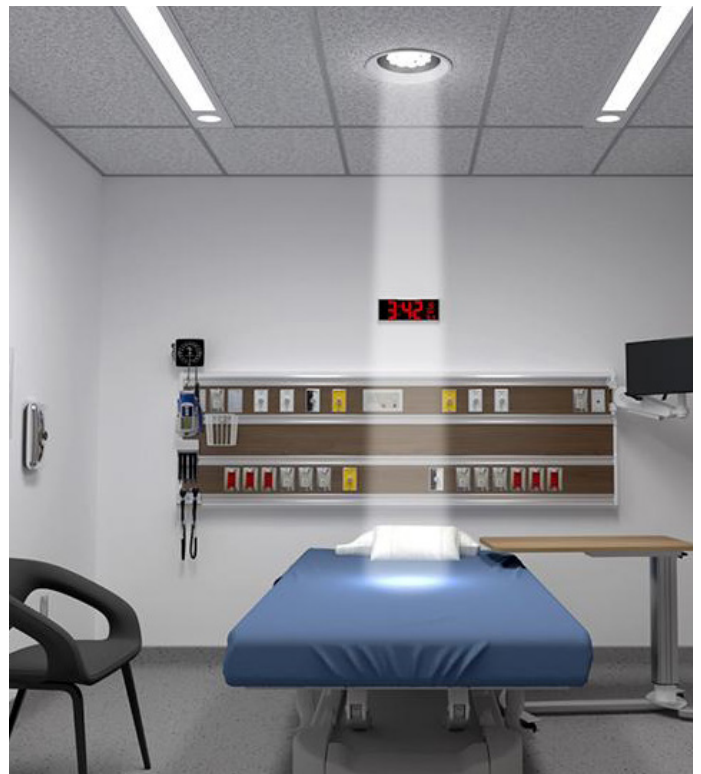
### GAMMA 50 LED LIGHT

Small but mighty, the Gamma 50 LED can be used in various settings throughout the hospital and is most suitable for minor examinations. It's compact and innovative design allows for maximum light output without sacrificing functionality. The maintenance-free LED's provide 50,000 Lux of light, a CRI of 95+, and a color temperature of 4500K for exceptional color accuracy. A capacitive touch keypad is located on the back of the light for ultimate convenience.





Introducing Amico's most versatile light yet. The Nova is a fully recessed exam light and can be used in various settings throughout the hospital environment. It is safe, easy to operate and provides the ultimate infection control. Precisely positioned LEDs and 360 degrees rotation allow for increased illumination and superior shadow control, making the NOVA the perfect alternative to ceiling mounted exam lights.



## MOTORIZED EXAM LIGHTING

### Nova LED Motorized Exam Light



The Nova LED Motorized Light is a fully recessed exam light and can be used in various settings throughout the hospital environment. This fixture provides a safe alternative to ceiling-mounted exam lighting and offers a convenient solution in low-ceiling areas. Its precisely positioned LEDs and 360 degrees of rotation allow for increased illumination and superior shadow control to support caregivers with advanced visual acuity. The Nova can be installed in multiple configurations within the room to maximize light output and enhance clinical efficiencies. This versatile fixture is ideal for Labor & Delivery, Patient Rooms, Intensive Care Units, Emergency Departments, and many more.



### NOVA WALL CONTROL KEYPAD

Our innovative backlit wall control keypad offers precise and convenient control of light intensity and direction. Control up to two fixtures on one keypad with easy-to-use tactile buttons and customizable dimming. The wall control keypad is designed with a Mylar cover for ease of cleaning and infection control.





## SOLAR SERIES

### MRI Suite LED Solutions




Amico is proud to present our portfolio of MRI lighting solutions designed for an Enhanced Patient Experience. Choose any combination of lighting products to create your ideal design, or request a custom design project. All of our fixtures are certified to meet MRI vendor EMI requirements making them an ideal choice for any MRI suite.




MRI LED Illuminated Image Wall Fixtures



MRI Image Ceiling Panels



MRI Cove Lighting



MRI Down Lighting



RGB Wall Mounted  
Touch Controller

Visit [amico.com](http://amico.com) for more information  
about our MRI Series of lights









# Illuminating Health and Wellness


Support a healing and nurturing environment with New Star Lighting's complete range of healthcare solutions. Our premier luminaires provide proper illumination levels, architectural designs, accurate color rendering, and durable construction built to endure vigorous cleaning processes.

## **APPLICATIONS:**

- Surgical Suites
- Patient Rooms
- Examination Rooms
- Skilled Nursing Facilities
- Behavioral Health
- Hospice
- Operating Rooms
- Common Areas
- MRI/Imaging Suites
- Corridors
- Nursing Stations
- Pharmacies




## SURGICAL SUITE



### Green StarSurgical Series

- Available with White and Green LEDs or Green LEDs only
- Certified IP65, ISO3, and NSF rated
- Universal recessed housing for grid and flange installations
- Lumen output up to 9800lm (Green). Up to 18750lm (White).

## PATIENT ROOM



### Lumanique Multi-Function Series

- Provides Ambient, Exam, Reading, and Night Light functions
- Dimensional lens creates an architectural statement
- Internal chambers separate functions preventing light leaks
- Lumen output up to 21500lm

## BEHAVIORAL HEALTH



### AuraMed High Abuse

- Cold rolled steel or stainless steel housing for durability
- Fastened with tamper resistant Torx Head screws
- Optional remote emergency battery, dimming, and step dimming
- Lumen output up to 12200lm


## MRI SUITE



### StarMed Downlight

- 6" aperture reduces glare
- Sealed and enclosed non-ferrous aluminum housing
- Remote power supply with optional dimming capabilities
- Lumen output up to 2210lm

## NURSING STATION




### StarTile Series

- Surface, grid, and flange installations
- Pair with Image overlay to create a unique mural
- Optional angled recessed frame for a non-clinical aesthetic
- Lumen output up to 7900lm



# LIGHTING FOR CLEANROOMS

New Star Lighting offers a variety of lighting solutions for cleanroom applications like laboratories, manufacturing facilities, processing plants, and research areas. We ensure our luminaires meet certified performance criteria such as NSF standards for corrosion resistance, Ingress Protection (IP) ratings to protect against dust and water, and ISO standards for certified air cleanliness. As such, our lighting solutions restrain the growth of pathogens with antimicrobial finishes, withstands rigorous cleaning protocols, and allow for minimal maintenance. From downlights to recessed troffers, New Star Lighting's product line accommodates the challenging environments of cleanroom spaces and continues to serve as the optimal choice for the industry.



## StarMed Downlight

The StarMed Downlight withstands against contamination within an enclosed, sealed housing. The extruded aluminum heat sink provides maximum thermal dissipation.

## ESC Series



Available in recessed or surface mount, the ESC ensures a strong seal with silicone gasketing which prevents air contaminants from entering the fixture.





## The StarClean Series

The StarClean Series incorporates construction that withstands intense maintenance and cleaning procedures while maintaining proper illumination levels. This line of troffers features an enclosed design throughout the product line to ensure a strong seal preventing dust, particles, bacteria, and other pathogens from entering or growing on the fixture.




### StarClean Series Recessed

With up to 25000lm, the StarClean Recessed Series provides the protection needed for sensitive environments in grid or flange installations.

## StarClean Top Access Series

The StarClean Top Access Series allows for easy maintenance from the plenum side of the ceiling. Available in grid or flange installations, as well as custom ceilings.


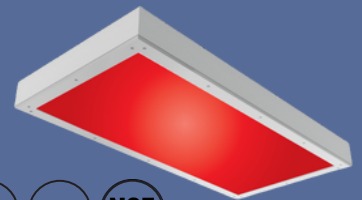


### StarClean V Series

The StarClean V Series incorporates an overlapping frame with silicone gasketing to prevent contamination. This fixture features an LED night light switch to allow for light level selection.

## StarClean Vivarium Series

The Vivarium Series provides optimal light conditions with red LEDs. The illumination from the colored LEDs allow for proper nighttime visual conditions to adhere to maintenance of experimental animals, while regulating the environment to obtain reproducible research results.



### StarClean Corner Series

The StarClean Corner Series features corner surface mounting to allow for direct light distribution. With a smooth side-out lens, this fixture endures rigorous cleaning procedures.



# AREAS OF DESIGN

Current

LITECONTROL

## CORRIDORS, OFFICES & PUBLIC PLACES

### COVE30

Concealed Cove

30°

1 1/4"

3 3/4" With Sensor  
3 3/4" Standard

Tool-less hot aim adjustment

#### SMALLEST ADJUSTABLE COVE on the market

#### PERFORMANCE

- 117° Peak intensity at lowest position
- 300-1000 Lm/Ft
- Up to 127 Lm/W @90 CRI

#### ENHANCED COLOR

- TriGain® Technology provides superior color quality without compromising efficacy
- 2 SDCM color consistency

#### OPTIONAL EXTRUDED COVE SYSTEM

Provides consistency and convenience with full Cove30 integration. Seam welded inside and outside corners available.

#### VERSATILE CONFIGURATIONS

Accommodates most common cove configurations.

Field Built Cove (By Others)

Knife-Edge (KS)

Knife-Edge Mud-In (KP)

LITECONTROL making light work™

TriGain technology

NX LIGHTING CONTROLS

SpectraSyn

columbia  
LIGHTING

### CLT

Center Lens Troffer

### CBT

BACK-LIT TROFFER

prescolite

### LITEISTRY

Architectural

Solutions that blend consistent, quiet apertures with optical performance

### LITEFRAME

Commercial

High performance luminaires that provide versatility in application

### LITEBOX

Essentials

Value product families that combine flexibility with simple installation



**MOD™ X**

Pendant  
Recessed Corner  
Perimeter Wall/Slot®

2LP-D-8-08-SOF-C5-35K-D040-DS0-1C-UNV-FA2  
3LP-T-WCD-8W-5C-08-SOF-C1-35K-D080-DS0-1C-UNV  
6L-WS2-DW-D-12-08-NRW-C1-35K-D125-DS0-1C-UNV






# AREAS OF DESIGN

## HEALTHCARE ARCHITECTURAL LIGHTING CORRIDORS, OFFICES & PUBLIC PLACES


SPI LIGHTING



PEERLESS  
electric-électrique





ACCLAIM  
LIGHTING



ARANCIA



alphabet



LUMEN  
WARM







**PERFORMANCE**

**VISUAL COMFORT**

The Viper's unique optical design combines visual uniformity with the precise distribution of a Total Internal Reflection (TIR) optic. Five times the luminous surface area provides optimal light distribution plus visual comfort.

**BACKLIGHT CONTROL**

Less than 12% of the light emitted out of Micro Strike and Strike is thrown behind the pole, meaning 88% is utilized on application. That inherently means less energy is wasted on light that is not being used. For even greater backlight control, additional backlight control shields can be used to limit spill down to 5%.

**VIPER**



	Micro Strike Optic (200°)	Micro Strike Optic (200°)
Approximate Luminous Surface Area	1000"	1000"
Approximate Pole Length Required	10.000"	10.000"
Lumens per foot	1.000	1.000

**TYPICAL AREA/SITE LUMINAIRE** (20-30% coverage)

**VIPER WITH MICRO STRIKE** (88% coverage)

**VIPER WITH STRIKE** (88% coverage)

**VERSATILITY**

**DESIGN**

The new Viper includes scalable Area and Flood designs capable of complementing contemporary or traditional architecture. Additional features such as multiple mounting options, adjustable power, and an IP65 rating are standard offerings in this exceptional versatile fixture.

**PERFORMANCE**

Each product is available with a variety of human outputs and distributions to satisfy a wide range of applications. Viper's scalability allows us to customize the output to meet specific design criteria. The precise beam control of the Viper helps reduce energy consumption and light trespass while providing high uniformity and visual clarity.

**TECHNOLOGY**

Simple or dynamic controls are available in every product configuration to give solutions for over-changing code requirements and additional energy savings.

**VIPER AREA**

**VIPER BOLLARD**

**VIPER WALL**

**VIPER FLOOD**

**BEACON**  
design performance technology

**DRIVE**  
EDGE-LIT

**LED Garage & Canopy Lighting**



**KIMLIGHTING**  
Engineered  
EXCELLENCE

**THE IMPACT BOLLARD**

meets the American Society for Testing and Materials (ASTM) S20 rated. The S20 rating from a nominal minimum test velocity of 20 mph with a permissible speed range of 19.0 to 27.4 mph for vehicles weighing up to 5000 pounds. This is the ideal solution for parking lots or walkway applications to protect pedestrians and property from errant vehicle traffic.

**Pedestrian Safety** **Traffic Barrier** **Lane Delineation for Cyclists**

**Pavilion impact**

**TYPE 1** **TYPE 2** **TYPE 3** **TYPE 3 House Side Shield** **TYPE 4** **TYPE 5**



# Boundless Solutions One Platform

## INDOOR

- Commercial
- Education
- Healthcare
- Hospitality
- Industrial
- Retail

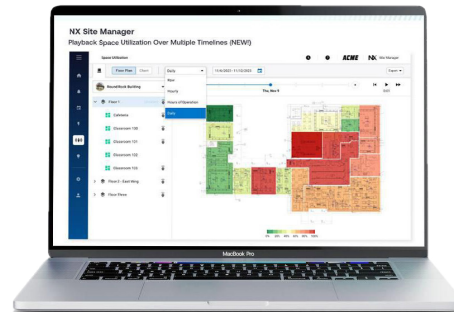
## OUTDOOR

- Parking & Site
- Building Exterior
- Walkways



























Current 

## Introducing NX Site Manager... A new, on-premise enterprise lighting control platform.

Site Manager empowers users to improve operational efficiencies for NX connected lighting and smart buildings. Intuitive dashboards provide energy, floor plan, and device management to enable actionable insights.



## Integrated Control Indoor Luminaires Look Up Guide

Architectural Linear						Downlighting		
Litecontrol						Kurt Versen	Prescolite	
								
MODx	Bend (88L)	Flow (91L)	Note (67L)	NELO" (70L, 75L)	SAE100 (101, 102, 103, 104, 105, 106)	Noni"	Lilestry"	LiteFrame"
Recessed						Strip		Surface Mount
Litecontrol	Columbia Lighting					Lifeshield	Columbia Lighting	Columbia Lighting
								
Ryvi (55L)	Versify" (VSY)	Scaler" (SRP)	LCAT	LCAT-S	TCAT	Kloven (KLO)	MPS	Escale" (ESL)
Wall Mount				High & Low Bay Lighting				
Columbia Lighting		Lifeshield		Columbia Lighting				
								
CWM	Revalume" (RLW)	Wall 3 (W3B)	Prevent (PVNT)	Echelán (ECH)	PELA	Utilibay" (UTB2)	Reverie" (RLB)	

# ABB Emergi-Lite

## EMERGENCY LIGHTING

### ABB Emergi-Lite

A global manufacturer of emergency lighting and exit signs for the specification markets, Emergi-Lite provides products using innovative technologies designed for performance, reliability and cost efficiency to met the highest standards in the industry.



### Nexus Monitoring System

Emergency Lighting Exit Sign and Battery Unit Monitoring and testing system.



EA Series -  
Extruded Aluminum Picotogram



EAC Series -  
Aluminum Combination Unit



EN Series -  
NEMA-4X Rated Pictogram



ENC Series -  
NEMA-4X Rated Combination Unit



EX10 Series -  
Economical and good quality



EX10-P Series -  
Economical Combination Unit



EXP Series -  
For any hazardous locations



EXHZ Series -  
Hazardous Locations Combo Unit



EX3 Series -  
Slim, modular, state-of-the-art



EAE Series -  
Aluminum Slim Edge-Lit



Eclipse Series -  
Full automatic emergency lighting



ESL Series -  
High Performance Long Life Battery



EMEX -  
Emergency Power Battery System



CH Series -  
Central DC Systems





# GE LAMPS

LED & TRADITIONAL

Current®

## INSPIRE

It's time to breathe exciting new life into your old fixtures.

Current's LED Replacement lamps are the best way to achieve superior lighting on a budget. Slash operating and maintenance costs while vastly improving the color and quality of light in virtually any setting – commercial, industrial, office or retail. Visit us online and check out our vast collection of case studies, videos and image galleries at [www.gecurrent.com](http://www.gecurrent.com), and then call your Current representative for a free personal consultation. Below you will find a few of the dependable LED products that Current offers.



### LED GENERAL PURPOSE

Dimmable LED A-Line lamps that replace standard INC lamps.



### LED TUBES

Our complete line of Type A, Type B and Type C solutions make it easy to convert from LFL to LED.



### LED HID

Type B LED HID ANSI standard lamps designed for many applications.



### LED PLUG-IN

Long life LED plug-ins to replace existing CFL lamps.




### LED DIRECTIONAL

Dimmable LED lamps designed for a wide variety of applications.

### LED RETROFIT LAMPS APPROVED FOR HAZARDOUS LOCATIONS

A Smarter, Safer Switch From HID.



### LED REPLACEMENT LAMPS

Decorative Lamps.




### NOSTALGIC


The design of these vintage LED bulbs brings charm to any setting.



## WHY CURRENT?



COMPLETE

























































































INNOVATIVE













TRUSTED

## Brands By Current





<b>Current</b>  CONTROL SOLUTIONS	Wireless control solutions for any application. <a href="http://led.com/controls-sensors">led.com/controls-sensors</a>	  
<b>Current</b>  FIXTURES & CONTROLS	A broad portfolio of commercial indoor and outdoor lighting and controls. <a href="http://led.com">led.com</a>	  
<b>Current</b>  LAMPS & BALLAST	LED and traditional lamp and ballast replacements. <a href="http://led.com/brands/lamps">led.com/brands/lamps</a>	   
	Architectural outdoor lighting systems. <a href="http://currentlighting.com/aal">currentlighting.com/aal</a>	  
	An innovative line of industrial grade LED lighting luminaires. <a href="http://led.com/brands/albeo">led.com/brands/albeo</a>	  
	Specification grade outdoor LED products. <a href="http://currentlighting.com/beacon">currentlighting.com/beacon</a>	  
<b>Columbia</b> LIGHTING	Specification and commercial grade industrial luminaires. <a href="http://currentlighting.com/columbialighting">currentlighting.com/columbialighting</a>	  
<b>EVOLVE</b>	Market leading area, roadway, garage and flood for exterior environments. <a href="http://led.com/brands/evolve">led.com/brands/evolve</a>	  
 OUTDOOR LIGHTING	Innovative and practical outdoor lighting solutions. <a href="http://currentlighting.com/exo">currentlighting.com/exo</a>	  
	Specification grade, customizable architectural linear lighting systems. <a href="http://forumlighting.com">forumlighting.com</a>	   
<b>immersi</b> on	LED refrigerated display fixtures. <a href="http://led.com/brands/immersion-led-display-lighting">led.com/brands/immersion-led-display-lighting</a>	  
<b>KIM</b> LIGHTING	High-performance decorative outdoor architectural lighting products. <a href="http://currentlighting.com/kimlighting">currentlighting.com/kimlighting</a>	  
<b>kurt versen</b> 	Trendy and alluring, high quality and innovative designer lighting products. <a href="http://currentlighting.com/kurtversen">currentlighting.com/kurtversen</a>	   
 Lighting for Complex Spaces	Complete healthcare environment lighting applications. <a href="http://currentlighting.com/lifeshield">currentlighting.com/lifeshield</a>	  
<b>LITECONTROL</b> making light work	Interior and exterior commercial linear LED lighting. <a href="http://currentlighting.com/litecontrol">currentlighting.com/litecontrol</a>	  
	Commercial and specification-grade LED luminaires. <a href="http://led.com/brands/lumination">led.com/brands/lumination</a>	   
	Architectural, commercial and essential downlighting product tiers. <a href="http://currentlighting.com/prescolite">currentlighting.com/prescolite</a>	   
	Channel letter, cabinet sign and border lighting. <a href="http://led.com/brands/tetra-led-system">led.com/brands/tetra-led-system</a>	   
<b>SpectraSync</b> 	Color temperature tuning technology for lighting control of indoor spaces. <a href="http://currentlighting.com/spectrasync">currentlighting.com/spectrasync</a>	   

	Provides all inclusive packages for the convenience store and petroleum markets. <a href="http://currentlighting.com/whiteway">currentlighting.com/whiteway</a>	  
	Specializes in lighting solutions for the QSR, hospitality and petroleum industry. <a href="http://currentlighting.com/security-lighting">currentlighting.com/security-lighting</a>	  

## Current GLI Controls

	Easy integration into indoor, outdoor and high bay environments. <a href="http://led.com/controls-sensors/daintree-wireless-controls">led.com/controls-sensors/daintree-wireless-controls</a>	  
<b>LIGHT GRID</b>	Specifically designed for roadway, street and commercial property applications. <a href="http://led.com/controls-sensors/lightgridplus">led.com/controls-sensors/lightgridplus</a>	  
<b>LIGHT SWEEP</b>	Modular indoor lighting control solution is scalable and highly flexible. <a href="http://led.com/controls-sensors/lightsweep-control-panel">led.com/controls-sensors/lightsweep-control-panel</a>	  

## Current HLI Controls








	Interior and exterior lighting control solutions for single room to multi-location properties. <a href="http://currentlighting.com/nx-lighting-controls">currentlighting.com/nx-lighting-controls</a>	  
--	--	---























## Brands By ABB

 <b>Emergi-Lite</b>	Emergency lighting and exit signs for the specification markets. <a href="http://tnb.ca/en/brands/emergi-lite">tnb.ca/en/brands/emergi-lite</a>	   
 <b>Hazlux</b>	Hazardous and adverse applications for indoor and outdoor lighting. <a href="http://tnb.ca/en/brands/haxlux">tnb.ca/en/brands/haxlux</a>	   

## Independent Brands

<b>ACCLAIM</b> LIGHTING	Prestigious architectural interior and exterior lighting and controls, and urban lighting. <a href="http://acclaimlighting.com">acclaimlighting.com</a>	   
	Award winning commercial and architectural specification grade lighting and solutions. <a href="http://alphabetlighting.com">alphabetlighting.com</a>	   
	Canadian based state-of-the-art healthcare lighting solutions and medical products. <a href="http://amico.com">amico.com</a>	  
	Canadian manufacturer of the highest quality contemporary indoor lighting. <a href="http://arancialighting.com">arancialighting.com</a>	   
<b>ARKANSAS</b> LIGHTING STAY ILLUMINATED	Hospitality, multi-family, long-term care and residential lighting. <a href="http://arkansaslighting.com">arkansaslighting.com</a>	   
	Manufacturer and distributor of contemporary to traditional lighting fixtures. <a href="http://bethelin.com">bethelin.com</a>	  
	Manufacturer of circadian lighting solutions that helps human and plant life naturally thrive. <a href="http://bioslighting.com">bioslighting.com</a>	   
<b>BLU</b> Ecosystem	Manufacturer of affordable, feature-rich lighting fixtures, controls and automation. <a href="http://blu-ecosystem.com">blu-ecosystem.com</a>	   

<b>BOCCI</b>	Canadian manufacturer and design of creative sculptural lighting. <a href="http://bocci.com">bocci.com</a>	
<b>BOLD</b>	Canadian manufacturer of high quality, unique, modern, and efficient landscape lighting. <a href="http://boldpros.com">boldpros.com</a>	
<b>bruck</b>	Award winning commercial and architectural specification grade lighting and solutions. <a href="http://brucklighting.com">brucklighting.com</a>	
<b>BubblyNet</b>	Bluetooth Mesh qualified devices and components for wireless smart building spaces. <a href="http://bubblynet.com">bubblynet.com</a>	
<b>CASTALDI</b>	A world renowned manufacturer of outdoor, indoor and specialized application lighting. <a href="http://castaldilighting.me.uk/">castaldilighting.me.uk/</a>	
<b>CHRISTIE LITES</b>	Canadian supplier of stage lighting services and technical expertise. <a href="http://christielites.com">christielites.com</a>	
<b>DARK</b>	Manufacturer of contemporary indoor decorative lighting. <a href="http://dark.be">dark.be</a>	
<b>EUROfase INC.</b>	A diverse selection of quality commercial, industrial and decorative lighting. <a href="http://eurofase.com">eurofase.com</a>	
<b>ewo</b>	Manufacturer of high-end exterior lighting systems for public spaces. <a href="http://ewo.com">ewo.com</a>	
<b>FOCUS INDUSTRIES</b>	Manufacturer of LED, landscape, architectural, hospitality, entertainment and custom lighting. <a href="http://focusindustries.com">focusindustries.com</a>	
<b>FERRO</b>	Manufacturer of minimalistic indoor and outdoor lighting with Dutch design & craftsmanship. <a href="http://ferrolightdesign.com">ferrolightdesign.com</a>	
<b>GHIDINI</b>	Exterior architectural lighting fixtures with contemporary and functional designs. <a href="http://ghidini.it/en/home">ghidini.it/en/home</a>	
<b>GM Lighting</b>	Undercabinet, accent and LED linear lighting for commercial and residential applications. <a href="http://gmlighting.net">gmlighting.net</a>	
<b>HINKLEY LIGHTING</b>	Manufacturer of interior and exterior residential lighting and ceiling fans. <a href="http://hinkleylighting.com">hinkleylighting.com</a>	
<b>HUNZA CANADA</b> Pure Outdoor Lighting	Commercial and residential high quality low voltage landscape lighting. <a href="http://hunzalighting.com">hunzalighting.com</a>	
<b>ILFARI</b>	Artistic high-end range of decorative lighting. <a href="http://ilfari.com">ilfari.com</a>	
<b>LARK</b>	Classic, transitional, modern and mid-century modern, interior and exterior residential lighting. <a href="http://larkliving.com">larkliving.com</a>	
<b>J2 LIGHT</b>	Innovative fixture designs and an affordable Bluetooth network lighting control system. <a href="http://www.j2light.com">www.j2light.com</a>	
<b>LightTape</b>	Manufacturer of the longest, thinnest and most durable electroluminescent light in the world. <a href="http://lighttape.com">lighttape.com</a>	
<b>LUCITALIA MILANO</b>	Interior lighting fixtures with contemporary and functional designs. <a href="http://ghidini.it/en/catalog/lucitalia">ghidini.it/en/catalog/lucitalia</a>	
<b>Lumca</b> LIGHTING LIFE	Canadian made architectural outdoor lighting for municipalities and commercial sites. <a href="http://lumca.com">lumca.com</a>	

<b>LUMEN WARM</b>	Canadian manufacturer of specification grade interior LED architectural lighting. <a href="http://lumenwarm.com/en/">lumenwarm.com/en/</a>	
<b>Luminart</b>	Innovative architectural lighting solutions for both interior and exterior environments. <a href="http://luminartlighting.com">luminartlighting.com</a>	
<b>LuxR</b> LED BY DESIGN	Residential high quality low voltage landscape lighting. <a href="http://luxrled.com">luxrled.com</a>	
<b>MAGIC LITE</b>	Top-quality architectural and specialty lighting products for the Canadian market. <a href="http://https://magiclite.com/">https://magiclite.com/</a>	
<b>Metalumen</b> Ideas brought to light	Canadian made linear lighting for education, healthcare, commercial & transportation. <a href="http://metalumen.com">metalumen.com</a>	
<b>MODERN FORMS</b>	WAC division of high-end LED designs for wall and pendant luminaires, and ceiling fans. <a href="http://modernforms.com">modernforms.com</a>	
<b>New Star</b>	High abuse, vandal resistant, custom architectural, cleanroom and healthcare lighting. <a href="http://newstarlighting.com">newstarlighting.com</a>	
<b>PEERLESS</b> electric-électrique	Canadian lighting manufacturer for architectural, commercial, industrial and health care. <a href="http://peerless-electric.com">peerless-electric.com</a>	
<b>PRIMA LIGHTING</b>	Decorative track lighting and pendant systems, recessed, display and wall scone luminaires. <a href="http://primalighting.com">primalighting.com</a>	
<b>PROGRESS LIGHTING</b>	A leading North American manufacturer of residential lighting and ceiling fans. <a href="http://hubbell.com/progresslighting/en">hubbell.com/progresslighting/en</a>	
<b>REFRESH</b> Fans inc.	High volume low speed fans for commercial, industrial and agricultural applications. <a href="http://refreshfans.com">refreshfans.com</a>	
	Quality interior and exterior lighting of the latest fibre optics and LED technologies. <a href="http://saas.fi/en/">saas.fi/en/</a>	
<b>selux</b>	Manufacturer of advanced, energy-efficient, interior and exterior luminaires. <a href="http://selux.us/usa/en">selux.us/usa/en</a>	
<b>SPI LIGHTING</b>	A leader in architectural and performance luminaires for interior and exterior applications. <a href="http://spilighting.com">spilighting.com</a>	
<b>SPINA'S STEEL WORKERS CO., LTD.</b>	Specializing in lighting poles for commercial, industrial, residential, traffic applications. <a href="http://spinasteel.com">spinasteel.com</a>	
<b>TLS</b> Architectural Lighting	The most versatile surface lighting technology, with endless design possibilities. <a href="http://tls-led.com">tls-led.com</a>	
<b>USI</b> UTILITY STRUCTURES	Spun concrete poles and bollards. <a href="http://utilitystructures.com">utilitystructures.com</a>	
<b>valmont</b>	Architectural wooden and metal poles. <a href="http://valmont.com">valmont.com</a>	
<b>Vesoi</b>	Manufacturer of interior modern-classic lighting and accessories. <a href="http://vesoi.com/en">vesoi.com/en</a>	
<b>WAC LIGHTING</b> Responsible Lighting	Interior and exterior architectural, decorative, landscape lighting and ceiling fans. <a href="http://wacighting.com">wacighting.com</a>	
<b>ZANIBONI LIGHTING</b>	High quality interior architectural lighting systems. <a href="http://zanibonilighting.com">zanibonilighting.com</a>	



# GS Lighting Group

A division of Gross Sales Ltd.

## 30+ YEARS



**Showroom Lighting Center:**  
26 Glebe Street, Cambridge, Ontario, N1S 2P1  
Open: Monday – Friday 9:00 a.m. to 5:00 p.m.

Tel: 519-267-6262  
Email: [sales@gslightinggroup.ca](mailto:sales@gslightinggroup.ca)  
Website: [www.gslightinggroup.ca](http://www.gslightinggroup.ca)



Book a design meeting, lighting  
audit or lighting seminar today!